

TAKAMAZ  
GENERAL CATALOG

ENGLISH

# De Sign

EASY WAYS  
TO REDUCE WASTE

NO! CO<sub>2</sub>

NO MORE  
OVERTIME



TAKAMAZ

# Aiming for Carbon-neutral Production

The new TAKAMAZ plant (Asahi plant) is contributing to global environmental conservation by introducing energy-saving equipment including air conditioning systems that utilize solar power generation\* and well water. ※Scheduled to be installed sequentially from 2023

## Environmental Technology Supporting Customers' Push Toward Carbon Neutrality

- **Increased energy conservation**  
(adoption of regenerative energy, high-efficiency motors)
- **More compact, increased space savings**  
Successful integration of loading units, oil mist collectors, chip conveyors, coolant temperature regulators, etc.
- **Defectives reduced by stable precision machining**
- **Cycle times shortened by speed increases**
- **Improved operability and maintainability**
- **Reduced number of structural components**



## Lineup Realizing Process Integration and Productivity Improvements

Turning + grinding



**SKV-8**

Skiving machining

Compound machining



**XYseries**

Compound machining

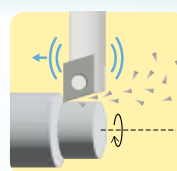
Turning + hobbing



**XT-8MY**

Compound machining

Ultrasonic vibration cutting



Chip breaking machining method

Operating system

**T-Support System®**

**TAKAMAZ OS**

**F Loader System**

**Thermony® Spimony®**

EASY WAYS  
TO REDUCE WASTE

NO! CO<sub>2</sub>

NO MORE  
OVERTIME



# TAKAMAZ LINE UP

## *X series* ..... PAGE 03

**1 spindle 1 turret**

Our total production count is a proof of reliability. This is a TAKAMAZ standard that has evolved for single lathes.

## *XW series* ..... PAGE 05

**2 spindle 2 slide**

Simultaneous machining of both or the same sides of the parts for total complete process machining. The functions of two units within the space of a single unit.

## *XY series* ..... PAGE 06

**Multi-turning**

With 2 spindle and 2 turret, there are lots of possible cutting methods. Complex parts can be processed at shorter amount of time.

## *XD series* ..... PAGE 06

**2 spindle 1 slide**

One spindle performs loading while the other is machining.  
Production rates doubled within the same space!

## *GANG TYPE series* ..... PAGE 07

**1 spindle 1 slide**

Gang type precision lathe that has honed the essentials.

## *GSL series* ..... PAGE 08

**1 spindle 1 turret**

A simple machine best in its class among manual operated machines, focusing the cost performance.

## *SKIVING MACHINE* ..... PAGE 08

**1 spindle 1 turret**

Introducing a Special Machine Specifically Designed for Skiving.

## *OPTION SYSTEM* ..... PAGE 09

## *LOADER SYSTEM* ..... PAGE 10

## *AUTOMATION SYSTEM ADVANCED TECHNOLOGY* ..... PAGE 11

## *OPERATING SYSTEM* ..... PAGE 12

# A New System at a New Plant

We will make products tailored to individual customers' needs based on a lineup that, in addition to productivity, considers everything from production efficiency and production space to the environment, durability and future-proofing.



“Starting Point of TAKAMAZ”  
Integration of the Power of Technology.

**X**  
series



**1-spindle 1-turret**

Our total production count is  
proof of reliability.  
This is a TAKAMAZ standard that has  
evolved for single lathes.



## Standard of Single Lathes

Ideal for small part processing

**XTS-6**



**6 inch Chuck**



**NEW**



**XC-150**



**8 inch Chuck**



**XT-6 XT-6M**



**6(8) inch Chuck**



**XT-8 XT-8M**



**8(10) inch Chuck**



### Xseries Machine Specifications

Item	Unit	XTS-6 <b>NEW</b>	XC-150	XT-6 Standard	XT-6M Power tool type	XT-8 Standard	XT-8M Power tool type	XT-8MY
Chuck size	inch	6	8	6(8)		8(10)		8
Spindle bearing I.D.	mm	φ75	φ100	φ75(φ85)		φ100(φ120)		φ100
Spindle speed	min <sup>-1</sup>	Max.5,000	Max.3,500	Max.4,500(6,000)(3,500)		Max.3,500(5,000)(3,000)		Max.4,000
Tool post type		8-station turret	8-station turret	8-station(12-station)turret	12-station turret	8-station(12-station)turret	12-station turret	12-station turret
Max. stroke	mm	X:120 Z:230	X:175 Z:250	X:120 Z:280		X:190 Z:400	X:190 Z:420	X:175 Z:420 Y:+35,-40
Rapid traverse	m/min	X:18 Z:24	X:18 Z:24	X:18 Z:24		X:18 Z:24		X:18 Z:24 Y:10
Spindle motor	kW	AC7.5/5.5	AC11/7.5	AC7.5/5.5(AC11/7.5)		AC11/7.5:φ100 3,500min <sup>-1</sup> (AC15/11:φ100 5,000min <sup>-1</sup> ) (AC15/11:φ120 3,000min <sup>-1</sup> )		AC15/11
Power tool	Milling	—	—	—	φ10	—	φ20	φ16
capability	Tap	—	—	—	M6	—	M16	M16
Dimensions (L×W)	mm	1,105 × 1,380	1,250 × 1,480	1,360 × 1,370		1,600 × 1,535	1,750 × 1,535	1,780 × 1,685
Controller		TAKAMAZ & FANUC Oi-TF Plus	TAKAMAZ & FANUC Oi-TD	TAKAMAZ & FANUC Oi-TF		TAKAMAZ & FANUC Oi-TF Plus		TAKAMAZ & FANUC Oi-TF Plus


※When sub spindle mounted





Suited for Powerful Heavy Cutting

**XT-8MY**

 **8(10) inch Chuck**




Suited for Compound Machining  
and Complete Part Machining  
Ideal for Compound Machine  
and Machining Products to Completion



Long Shaft  
Workpiece


**XL-200**

 **8(10) inch Chuck**




Suited for Various Shaft Processing  
High Rigidity/High Output/Space Saving

**X-S700**

 **8(10) inch Chuck**



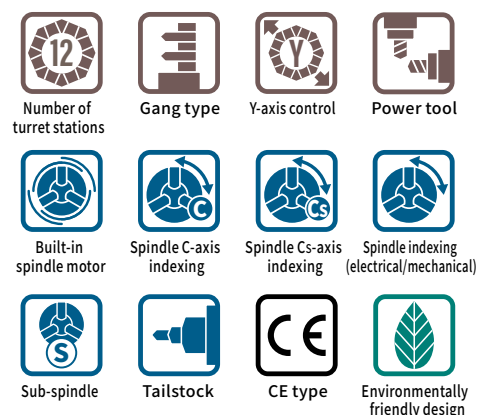
**XTT-500 XTT-500M**

 **8(10) inch Chuck**



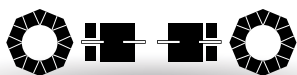
XL-200		X-S700	XTT-500 Standard	XTT-500M Power tool type
Standard	Power tool type			
8(10)		8(10)	8(10)	8
φ100(φ120)		φ100(φ120)	φ100(φ120)	φ100
Max.3,500(5,000-4,000)		Max.3, 500(3,000)	Max.4,000(3,500)	Max.4,000
12-station turret		10-station turret × 2	8-station turret × 2	
X:225 Z:800		X:115 Z:650	X:105 Z:450	
X:18 Z:24		X:16 Z:30	X:18 Z:24	
AC11/7.5(18.5/15)		AC15/11(18.5/15)	AC15/11(18.5/15)	AC15/11
—	φ20	—	—	φ10
—	M4 ~ M16	—	—	M4 ~ M8
2,900(3,100*) × 1,845		1,960 × 1,720	1,695 × 1,830	
TAKAMAZ & FANUC Oi-TD		TAKAMAZ & FANUC Oi-TD	TAKAMAZ & FANUC Oi-TF	

(\*) : Options.




From High Volume Machining to Heavy Cutting.  
Revolutionary Machine with 2-Spindle and 2-Slide

# XW series



**2-spindle 2-slide**

Simultaneous machining of both or the same sides of the parts for total complete process machining.  
The functions of two units within the space of a single unit.



Ideal for Small Part Processing

## XWG-3

NEW

3 inch / 4 inch Chuck



Integrating Various Process

## XW-60 XW-60M

6 inch Chuck



Fastest Loading Cycle in its Class

## XW-130 XW-130M

8 inch Chuck



Large Flange-Like Workpiece

## XW-200

10 inch Chuck



Large Flange-Like Workpiece, Fastest Loading Cycle

## XWT-10

10 inch Chuck



### XWseries Machine Specifications

Item	Unit	XWG-3 NEW	XW-60 Standard	XW-60M Power tool type	XW-130 Standard	XW-130M Power tool type	XW-200	XWT-10
Chuck size	inch	Collet, 3, 4	Collet, 6(5) × 2		Collet, 8 × 2		10 × 2	10 × 2
Spindle bearing I.D.	mm	φ60	φ75 (φ65)		φ100		φ120	φ120
Spindle speed	min <sup>-1</sup>	Max. 8,000 (6,000)*1	Max. 4,500 (6,000)		Max. 4,000		Max. 2,800	Max. 2,800 (4,000)
Tool post type		Gang type (Max. 4 pcs.)	8-station turret × 2	10-station turret × 2	8-station turret × 2	10-station turret × 2	8-station turret × 2	10-station turret × 2
Max. stroke	mm	X:160 Z:230	X:125 Z:140		X:150 Z:160		X:170 Z:220	X:170 Z:270
Rapid traverse	m/min	X:16 Z:20	X:21 Z:18		X:24 Z:24		X:24 Z:24	X:24 Z:24
Spindle motor	kW	AC5.5/3.7	AC 7.5/5.5 × 2		AC11/7.5 × 2		AC18.5/15 × 2	AC18.5/15 × 2
Power tool	Milling	mm	—	φ13	—	φ16	—	—
capability	Tap	mm	—	M4~M10	—	M4~M10	—	—
Dimensions (L×W)	mm	1,340 × 2,130	1,595 (1,950) × 2,005	1,695 (1,950) × 2,005	1,890 (2,250)*2 × 2,140	1,990 (2,350)*2 × 2,330	1,990 (2,350)*2 × 2,330	2,030 (2,350)*2 × 2,370
Controller		TAKAMAZ & MITSUBISHI M830VW	TAKAMAZ & FANUC Oi-TF		TAKAMAZ & FANUC Oi-TD (Oi-TF)*3		TAKAMAZ & FANUC Oi-TF	TAKAMAZ & FANUC Oi-TF

\*1. Hydraulic specification \*2. Machine width with loader spec. \*3. Optional with power tools. ( ) : Options.

TAKAMAZ Compact Machines  
Suitable for Compound Machining

# XY series



## Multi-Turning

With 2 spindle and 2 turret, there are lots of possible cutting methods. Complex parts can be processed at shorter amount of time.



2-Spindle and 1-Slide TAKAMAZ  
Specialized Structure.

# XD series



## 2-spindle 1-slide

One spindle performs loading while the other is machining. Production rates doubled within the same space!



Sub-Spindle + Power Tools

## XY-120 PLUS



6inch Chuck



Sub-Spindle + Power Tools

## XYT-51



6inch Chuck



Flexible Usability Depending  
on Production Needs

## XD-8 PLUS XD-8T PLUS



5inch Chuck



XD-8T PLUS



Power Tools Option

## XD-10i



6inch Chuck



XYseries Machine Specifications

Item		Unit	XY-120 PLUS		XYT-51			
			Main-spindle	Sub-spindle	φ51 THRU,BMT45 specification		φ65 THRU,BMT55 specification(OP)	
			Collet,6	Collet,5	Main-spindle	Sub-spindle	Main-spindle	Sub-spindle
Chuck size	inch		Collet,6	Collet,5	Collet,6		8	
Spindle bearing I.D.	mm		φ85 (φ100)	φ65	φ100	φ85	φ120	φ100
Spindle speed	min <sup>-1</sup>		Max.5,000(4,000)	Max.5,000	Max.5,000		Max.4,000	
Tool post type			12-station turret,24ST		12-station turret,24ST,BMT45		12-station turret,24ST,BMT55	
Max. stroke	mm		X1:150 Z1:330 Y:±35 X2:150 Z2:440		X1:162.5 Z1:500 Y:±35 X2:170 Z2:500 A:550		X1:162.5 Z1:500 Y:±40-35 X2:170 Z2:500 A:550	
Rapid traverse	m/min		X1:18 Z1:24 Y:±12 X2:18 Z2:18		X:18 Z:30 Y:12 A:30		X:18 Z:30 Y:12 A:30	
Spindle motor	kW		AC7.5/5.5(AC11/7.5)	AC5.5/3.7	AC18.5/15/11	AC9/7.5/5.5	AC18.5/15/11	AC9/7.5/5.5
Power tool	Milling	mm	φ13		φ13		φ20	
capability	Tap	mm	M8		M12		M16	
Dimensions (L×W)	mm		2,630 × 1,950		2,988 × 2,163		3,000 × 2,163	
Controller			TAKAMAZ & FANUC Oi-TD			TAKAMAZ & FANUC Oi-TD		

XDseries Machine Specifications

Item	Unit	XD-8 PLUS	XD-8T PLUS	XD-10 i
Chuck size	inch	Collet, (5) × 2		Collet, 6 × 2
Spindle bearing I.D.	mm	φ65		φ75
Spindle speed	min <sup>-1</sup>	Max. 4,500 (8,000)		Max. 4,500 (6,000)
Tool post type		Gang type	6-station turret	10-station turret
Max. stroke	mm	X:200 Z:380 (±190)	X:140 Z:380 (±190)	X:120 Z:520
Rapid traverse	m/min	X:18 Z:24		X:18 Z:24
Spindle motor	kW	AC3.7/2.2 (5.5/3.7※4) × 2		AC5.5/3.7 (7.5/5.5) × 2
Dimensions (L×W)	mm	1,580 × 1,550		2,310 × 1,695
Controller		TAKAMAZ & FANUC Oi-TD		TAKAMAZ & FANUC Oi-TD

※4.XD-8PLUS : 5.5/3.7kW is exclusive to the specifications for spindle rotations speed of 8,000min<sup>-1</sup>  
( ) : Options.

( ) : Options.

Customizable for  
unique specifications





Gang Type Precision Lathe  
That Has Honed the Essentials.

# GANG TYPE series



1-spindle 1-slide



USL-480



XG-4



TOP-TURN II



XV-3



Super Compact Machine Body

## USL-480

3inch Chuck



High-Accuracy Turning with Built-In Motors

## XG-4

4inch Chuck



Fastest Loading Cycle in its Class

## J-WAVE PLUS

4inch Chuck



Suited for Powerful Heavy Cutting

## TOP-TURN II

6(8) inch Chuck



Integration of Diverse Processes

## XV-3

3inch / 4inch Chuck




### GANG TYPE series Machine Specifications

Item	Unit	USL-480	XG-4	J-WAVE PLUS	TOP-TURN II type A	TOP-TURN II type B	XV-3
Chuck size	inch	Collet,3	Collet,4		6	8	Collet,3,4
Spindle bearing I.D.	mm	φ50	φ65		φ75	φ85	φ60
Spindle speed	min <sup>-1</sup>	Max.10,000	Max.8,000	Max.4,500	Max.6,000	Max.4,500	Max.10,000
Tool post type		Gang type	Gang type		Gang type		Gang type
Max. stroke	mm	X:160 Z:200	X:200 Z:250		X:300 Z:300		X:160 Z:200 Y:265
Rapid traverse	m/min	X:12 Z:15	X:18 Z:18		X:12 Z:18		X:12 Z:24 Y:24
Spindle motor	kW	AC5.5/3.7	AC7.5/5.5/3.7 AC5.5/3.7		AC7.5/5.5		AC5.5/3.7
Dimensions (L×W)	mm	480 × 1,941	1,506 × 1,250 (780 × 1,735※)		1,820 × 1,510		1,600 (2,075) × 2,130 × 2,230
Controller		TAKAMAZ & FANUC 0i-TD / TAKAMAZ & MITSUBISHI M64	TAKAMAZ & MITSUBISHI M80		TAKAMAZ & FANUC 0i-TD		TAKAMAZ & MITSUBISHI M80

※When the loader is mounted.

( ) :Options.





A Simple Machine Best in Its Class  
among Manual Operated Machines,  
Focusing the Cost Performance.

Global Strategy Lathe

# GSL

series



1-spindle 1-turret



## Excellent Cost Performance



### GSL-10H

6inch Chuck



### GSL-15 PLUS

8inch Chuck



# SKIVING MACHINE



1-spindle 1-turret

## A Machine Specialized for Skiving Turning + Grinding on This One Machine



### SKV-8

8inch Chuck



Limited exclusively to domestic sales in Japan

GSLseries Machine Specifications

Item	Unit	GSL-10 H	GSL-15 PLUS
Chuck size	inch	Collet,6	Collet,8
Spindle bearing I.D.	mm	φ75	φ100
Spindle speed	min <sup>-1</sup>	Max.4,500	Max.3,500
Tool post type		8-station turret	8-station turret
Max. stroke	mm	X:120 Z:230	X:175 Z:330
Rapid traverse	m/min	X:12 Z:18	X:18 Z:24
Spindle motor	kW	AC5.5/3.7	AC7.5/5.5
Dimensions (L×W)	mm	1,610 × 1,390	1,875 (With tailstock : 1,990) × 1,680
Controller		TAKAMAZ & FANUC Oi Mate-TD	TAKAMAZ & FANUC Oi-TF

SKV-8 Machine Specifications

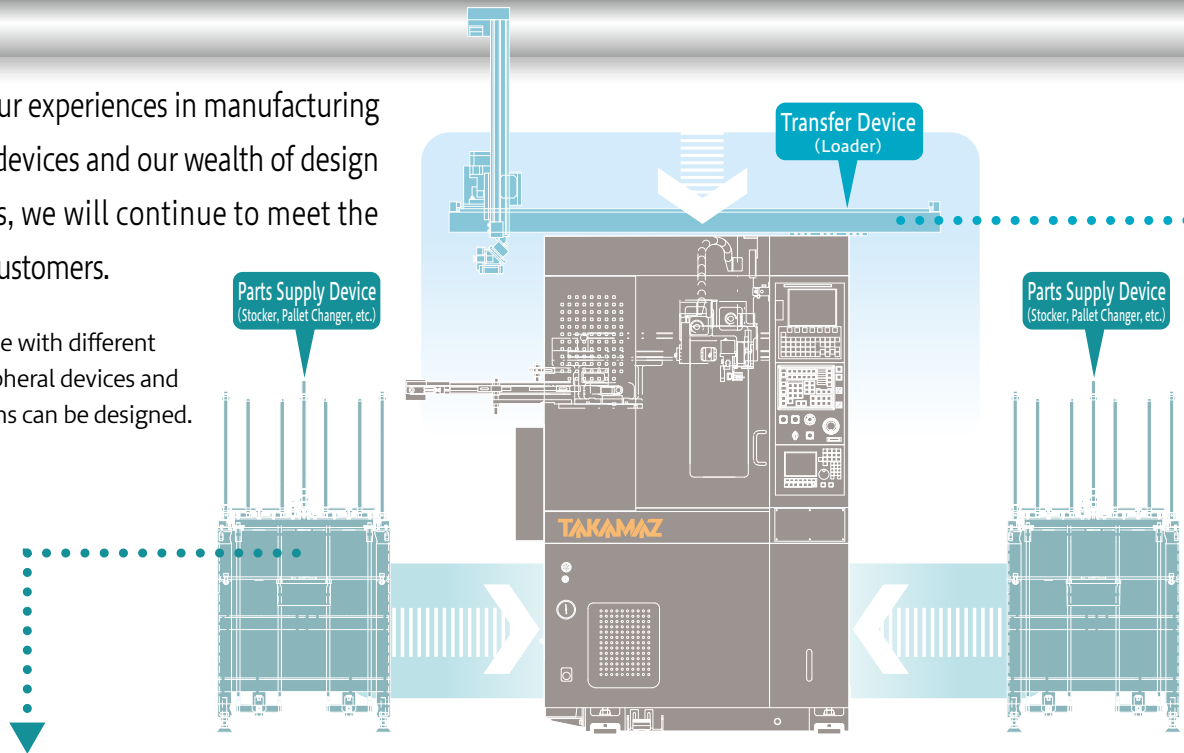
Item	Unit	SKV-8
Chuck size	inch	8
Spindle bearing I.D.	mm	φ100
Spindle speed	min <sup>-1</sup>	Max.5,000
Tool post type		12-station turret
Max. stroke	mm	X:150 Y:±35 Z:400
Rapid traverse	m/min	X:18 Y:12 Z:24
Spindle motor	kW	AC 15/11
Dimensions (L×W)	mm	2,270 × 1,690
Controller		TAKAMAZ & FANUC Oi-TF

Customizable for  
unique specifications

# OPTION SYSTEM

By applying our experiences in manufacturing of peripheral devices and our wealth of design achievements, we will continue to meet the needs of our customers.

A production line with different varieties of peripheral devices and loading variations can be designed.



## Automation Peripheral Devices



### ■ Station Stocker

Flexible Multi-layer stocker to accommodate different part diameter sizes.



### ■ Flat Stocker



### ■ Stocker for Shaft Type Parts



### ■ Parts Feeder

Workpieces can be stored together with the tray.



### ■ Tray Changer

Workpieces can be stored in individual trays.

## Quality/Environment Control Unit



### ■ Cleaning Unit

Without operator intervention, cleaning is performed automatically.



### ■ Measuring Devices

Feeds dimensional errors back to the machine to maintain high-quality dimensional accuracy.



### ■ Oil Mist Collector

Oil mist collection facilitates a clean production environment.



### ■ Automatic Fire Extinguisher

If fire breaks out in the machine during automatic operations, fire extinguishing agent is automatically discharged.

## Cutting Efficiency/Chip Disposal



### ■ Alloyed Clamp Holder for Vibration Suppression

Inhibiting the progression of wear boundary is expected to extend cutting tool life in high speed machining.



### ■ Chip Conveyor

**(Spiral Type)**  
Mounted on the rear side  
Chip disposal is done semi-automatically in minimal space.



**(Floor Type)**  
Mounted on the rear side  
Chips are reliably discharged outside the machine.



### ■ High-Pressure Coolant

Constantly cooled coolant is discharged at high pressure so that the tool life is significantly prolonged.



### ■ Semi-Dry Machining

Ultrathin, highly-lubricating organic coolant is applied to the correct point on the cutting edge, realizing semi-dry machining.

# LOADER SYSTEM

Encouraged from sales of more than 65 years, with "Integral loader" design philosophy in mind, TAKAMAZ will lead the consistent support service follow up and support system built on trust, leading to increased productivity.

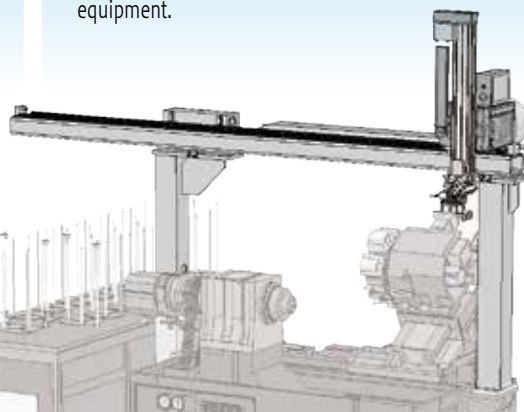
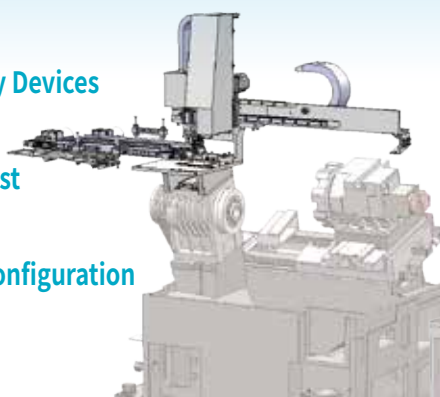
## Compact Loader

- Hi Speed Loader mounted on the machine to save space.
- A dedicated servo controller allows speedy setup.

## Gantry Loader

- Gantry-type servo loader with high rigidity.
- The traverse distance can be extended, ensuring extremely flexible line configuration and systemization of peripheral equipment.

Space Saving Accessory Devices  
Improving Durability  
Pursuing of the Low Cost  
Short Loading Time  
Flexible System Line Configuration  
Improving Operability



For Small and Short Workpiece



Parallel Hand

For Flange Workpiece



L Hand

For Front and Back Cutting Workpiece



Σi GTH Hand

For Shaft Workpiece



Pendulum Hand

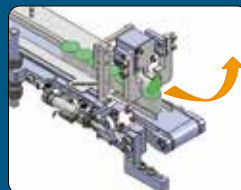
Workpiece Delivery from Transport Unit Using a Conveyor

Vertically-Oriented Workpiece  
(For Machining the Bottom Face)



Processing Region

E Turn Device

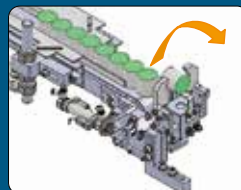


Standing Workpiece  
(For Cutting the Top Surface)



Processing Region

Y Turn Device

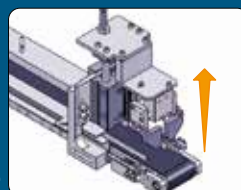


Horizontally Placed  
Small Diameter Workpiece



Processing Region

Pickup Device



## TAKAMAZ Collet Chuck



The collet chuck developed and marketed under the TAKAMAZ brand is manufactured in the factory where an integrated system is used to streamline every part of the production, from machining to heat treatment.

Collet run-off accuracy conforms to TAKAMAZ standard, which is even higher than Japanese Industrial Standards (JIS), allowing us to provide our customers with exceptionally dependable products.





# AUTOMATION SYSTEM

## ServoROT<sup>®</sup>

A Highly-Productive Robot System That Solves Your Problems!

■ **Reduces Personnel Costs**

This system loads/unloads workpieces with a robot that is integrated with a tray changer. It realizes unmanned operation day and night, and improves production efficiency by maintaining machining quality, ensuring stable loading, and allowing multi-machine control.

■ **Wide Range of Variations**

Based on this robot + tray changer system, we can meet various needs including washing units and gauging systems.

■ **Simple Setup**

With the integrated robot + tray changer construction, setup can be completed just by teaching on site. The system can be retrofitted to an existing machine provided there is a space of 1.8 x 0.9 meters in front of it. Consultations are welcome.

■ **Retrofitting Even to Previous Models**



# ADVANCED TECHNOLOGY

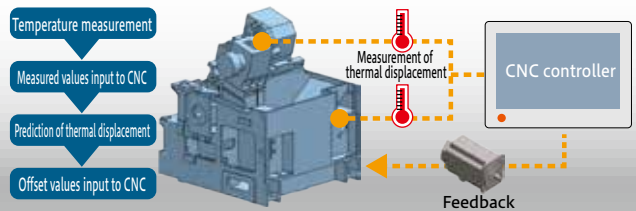
## T-Support System<sup>®</sup>

Constantly Monitors Machines and Automatically Corrects to the Appropriate Status!

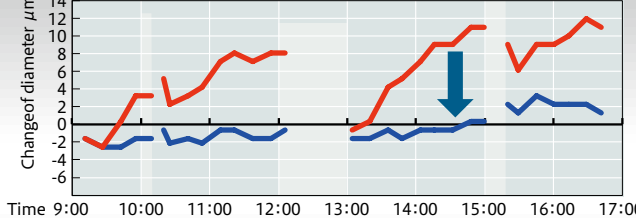
### Thermomy<sup>®</sup> Patented

■ **Thermal Displacement Compensation System**

The machined dimension values change as the machine temperature changes due to the customer's conditions of use (machining conditions) and the environmental conditions (factory temperature, etc.). This system predicts the amount of thermal displacement based on the temperature changes at each part of the machine and provides compensation values to the CNC controller. In order to minimize these changes in the machining dimension values.



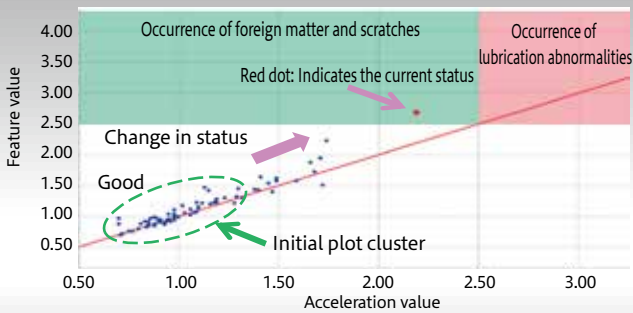
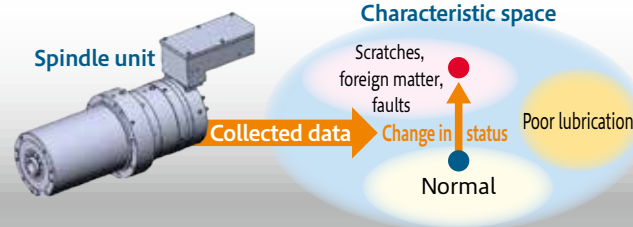
Thermomy applied - Amount of change = 6  $\mu\text{m}$   
Improved by 60%



### Spimomy<sup>®</sup> Patented

■ **Spindle Condition Monitoring System**

The application of machine fault diagnosis methods is difficult in many cases where existing threshold values are provided, because the threshold values differ for each machine. We have addressed this issue by providing a new method of diagnosis with a spindle status monitoring system based on the "characteristic space common among machines", which is determined using characteristic quantities.



# F Loader System

## Featuring Functions Unique to TAKAMAZ!

Realizes High Productivity through Increased Loader Speed and Shorter Machine Stoppage Times

- Productivity improvement**
- Traverse axis: **120m/min**  
(43% up compared with existing systems)
  - Vertical axis: **120 m/min**  
(69% up compared with existing systems)

Shorter Setup Times by Functions Unique to TAKAMAZ

- Ease-of-setup improvement**
- Loader system operation can be checked safely using handle operation.
  - Two types of teaching methods are available to suit various situations.

Loader Speed Optimization Function for Energy Savings and Longer Service Life

- Energy saving functions**
- By automatically optimizing the speed of the loader, loader energy savings and a longer loader service life are achieved.
- Loader power consumption **Reduced 17%**

In Addition to a Touch Panel Giving Exceptional Loader Operability, a Servo System Made by FANUC Is Adopted.



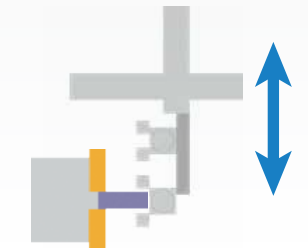
Loader Size Display Function



When setting up after changing the workpiece, teaching can be completed by simply setting the workpiece size.

Teaching time for a workpiece size change **80% shorter**

Y-Axis Automatic Adjustment Function



When teaching the loader, the Y-axis position can be automatically adjusted just by repeatedly opening and closing the fingers.

Loading position fine-adjustment time **53% shorter**

# TAKAMAZ OS

## TAKAMAZ Technology Aids Productivity

- Functions for Better Working Efficiency in Addition to Conventional NC Screens
- Work Simplified by Automation of Operations and Network Function

**Better Working Efficiency**  
Operator working efficiency improved, reducing production stoppage time



- Keeping Track of Production Progress  
Production count and tool usage count can be determined at a glance.
- Display of Start Conditions  
Operations to prepare for starting can be performed quickly.
- Machine Stoppage Warning  
Advance warning of the next machine stoppage is displayed based on the workpiece count, etc.
- Camera Image Display (Option)  
Makes it possible to check areas that are difficult to see, like the rear section of the machine.

**Quality Control**  
Storing of traceability information per workpiece to assist quality control



- The status of the machine during machining and can be checked and the information can be used for quality control and preventive maintenance.
- Examples of Traceability Data  
Times, motor temperatures, cycle times, program numbers, tool wear offsets, etc.

**IT & IoT**  
Programs can easily be input and output between machines via the network.



- Simple On-Screen Input/Output
- No need to move between machines
- No need for USB flash drives
- No need for an external computer



**TAKAMAZ-EMAG**



TAKAMAZ-EMAG Co., Ltd., is a joint venture between Takamatsu Machinery Co., Ltd., (Japan) and EMAG GmbH & Co. KG (Germany). A whole range of high-quality EMAG products from hard turning machines to grinding machines, laser processing, and gear hobbing machines are available. Its mission is to offer customized equipment tailored to customers' needs at low prices with short delivery times, and as turnkey projects.

## ■ VT-2-4 Vertical Lathe with One Spindle and Two Turrets

### Ultimate Shaft Work Machine

High speed loading time with a 2-turret simultaneous 4-axis control capability. "VT series" machines are characterized by a construction that gives good access to the machining area and high-power spindles.



**F.T. Japan**



F.T. Japan Inc. imports machines manufactured by FEELER, ECOCA, and LEADWELL from our affiliate FFG Group (Taiwan), the world's third-largest general machine tool manufacturer, and sells them.

## ■ General-Purpose Lathe SJ460 × 1000G

This is a general-purpose lathe manufactured by ECOCA. It has excellent cost performance and is available in a wide range of sizes. The apron handle position can be selected from either the left or right sides. Slides are hardened/polished. Equipped with an auto-feed stopper ring, machining that meets your needs can be accomplished.



Equipment sold by the TAKAMAZ Group will be fully supported by the TAKAMAZ service network.

## Head Office and Plant

### ■ TAKAMATSU MACHINERY CO., LTD.

#### • HEAD OFFICE

1-8 ASAHIGAOKA HAKUSAN-CITY ISHIKAWA JAPAN. 924-8558  
TEL +81-(0)76-207-6155 FAX +81-(0)76-274-1418

#### • ASAHI PLANT

4-13 ASAHIGAOKA HAKUSAN-CITY ISHIKAWA JAPAN. 924-0004  
TEL +81-(0)76-274-0123 FAX +81-(0)76-274-8530

## Overseas Bases

### ■ TAKAMATSU MACHINERY U.S.A., INC.

#### • CHICAGO HEAD OFFICE

1280 LANDMEIER ROAD ELK GROVE VILLAGE, IL 60007 USA  
TEL +1-(0)847-981-8577 FAX +1-(0)847-981-8599

### ■ TAKAMAZ MACHINERY EUROPE GmbH

IM HÜLSENFELD 19, 40721 HILDEN, GERMANY  
TEL +49-(0)2103-789-4882 FAX +49-(0)2103-789-4883

### ■ TAKAMAZ MACHINERY (HANGZHOU) CO., LTD.

#### • HANGZHOU HEAD OFFICE

NO.6800, JIANGDONG 3RD ROAD, JIANGDONG INDUSTRIAL PARK,  
XIAOSHAN, HANGZHOU, ZHEJIANG, CHINA  
TEL +86-(0)571-8287-9709 FAX +86-(0)571-8215-3732

### ■ TAKAMATSU MACHINERY (THAILAND) CO., LTD.

#### • BANGKOK HEAD OFFICE

888/59 MOO 9, TAMBOL BANGPLA, AMPHUR BANGPLEE,  
SAMUTPRAKARN PROVINCE, THAILAND  
TEL +66-(0)2-136-7831 FAX +66-(0)2-136-7834

### ■ PT. TAKAMAZ INDONESIA

JL. FESTIVAL BOULEVARD BLOK AA 11 NO.30,31 GRAND WISATA TAMBUN, BEKASI 17510  
TEL +62-(0)21-8261-6431 FAX +62-(0)21-8261-6430

### ■ TAKAMAZ MACHINERY MEXICO, S.A. DE C.V.

AVENIDA DE LOS INDUSTRIALES 522, LOCAL 4, INDUSTRIAL JULIAN DE OBREGON,  
37290 LEON, GUANAJUATO MEXICO  
TEL +52-477-784-0468

### ■ TAKAMATSU MACHINERY VIETNAM CO., LTD

NO.76 M HOANG QUOC VIET, PHU MY WARD, DISTRICT 7, HO CHI MINH CITY, VIETNAM  
TEL +84-(0)28-3620-5671 FAX +84-(0)28-3620-5673

## Affiliated Companies

### ■ HANGZHOU FEELER TAKAMATSU MACHINERY CO., LTD.

NO.6800, JIANGDONG 3RD ROAD, JIANGDONG INDUSTRIAL PARK,  
XIAOSHAN, HANGZHOU, ZHEJIANG, CHINA  
TEL +86-(0)571-8215-3760 FAX +86-(0)571-8286-5311



<https://www.takamaz.co.jp>



Scan this QR Code  
for more details.

